



Forest Carbon Partnership Facility

FMT's Report: Progress Update and FY16 Annual Report

Ninth Meeting of the Participants Assembly (PA9)

Accra, Ghana

September 29, 2016

Presentation Structure

- Achievements

- Impact
- Outcome
- Outputs

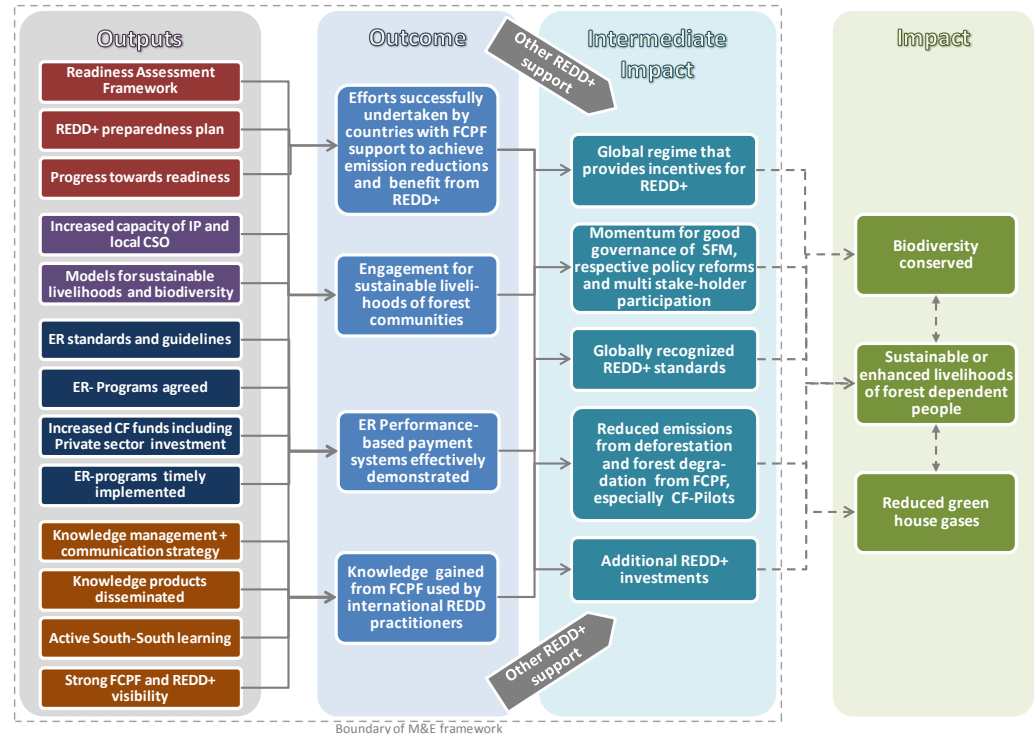
- Disbursements

- Portfolio Review

- IP/CSP Capacity Building

- Sharing Knowledge and Raising Visibility

- Update from the Carbon Fund



An aerial photograph of a vast, dense tropical forest. The canopy is a mix of various shades of green, from deep forest greens to bright, sunlit yellows and light greens. The trees are packed closely together, creating a textured, undulating surface. The word "Achievements" is written in a large, bold, white sans-serif font across the center of the image.

Achievements

Intermediate Impact-level Results for the FCPF

1. The FCPF has **contributed to the design of a global regime under or outside UNFCCC** that provides incentives for REDD+
2. **Reduced emissions from deforestation and forest degradation** from FCPF, especially Carbon Fund portfolio countries
3. The FCPF has catalyzed the **creation of recognized global standards for REDD+**
4. The FCPF has catalyzed **investment in REDD+** (Carbon Fund, and grants)
5. The FCPF has generated **momentum to address governance and transparency issues and policy reforms** related to sustainable forest resource management and REDD+

Reporting on selected impacts

Examples FCPF learning and experience that has fed into UNFCCC REDD+ decisions [related to impact 1]

- **In December 2015:** FMT contributed actively to the development of **forest action area of the Lima-Paris Action Agenda**; organized various panels and events at COP21
- **In May 2016:** FMT was panelist in the **annual Voluntary Meeting of National REDD+ Focal Points** in Bonn alongside UNFCCC
- **In May 2016:** FMT was panelist at the **Standing Committee on Finance** discussing coherence and coordination for forest finance

FCPF has catalyzed the creation of recognized standards for REDD+ [related to impact 3]

- Previously, adoption of the **Methodological Framework** for the Carbon Fund, the **FCPF Readiness Assessment Framework**.

Reporting on selected impacts [2]

Non-participant countries adopted FCPF standards [related to impact 3]

- Zambia, non-Participant, applied Strategic Environmental and Social Assessment (SESA) for engaging stakeholder groups, and generating recommendations.

Common Approach successfully implemented [related to impact 3]

- In FY16, implementation of Common Approach focused at country-level.
- Social development and environment specialists, working with the two Delivery Partners, took on full responsibility for overseeing the implementation of the Common Approach.
- Respective FMT colleagues provided program support, including through regular coordination meetings.

Reporting on selected impacts [3]

Amount of non-FCPF investments under R-PP process [related to impact 4]

- Total non-FCPF investments leveraged (as per country reporting; not exhaustive):
 - **Readiness:** 25 countries reported a total of \$246 million
 - **Implementation of ER-Programs:** 13 countries reported a total of \$694 million (on average \$53 million per country)

As countries demonstrate initial results in readiness implementation, strong government ownership in REDD+ objectives, and participatory and inclusive stakeholder engagement, they gain donor confidence and attract additional investments from mainly bilateral and multilateral sources.



Reporting on selected impacts [4]

Number of policy reforms initiated, completed or underway [related to impact 5]

- In **Guatemala**: after 4 yrs of negotiations, the Congress passed the Law to Promote the Establishment, Recovery, Restoration, Management, Production, and Protection of Forests in Guatemala (PROBOSQUE). The implementation of PROBOSQUE is expected to have a direct impact on the establishment of plantations, agroforestry systems, recovery of lands, and management of natural forest on 1.3 million hectares of land.
- In **Indonesia** the government created the Peatland Restoration Agency with a broad and strong mandate to address the degradation of carbon-rich peatlands, which have been a major source of emissions and haze affecting the broader region due to peat forest fires.



Reporting on selected impacts [4]

Number of policy reforms initiated, completed or underway [related to impact 5]

- In December 2015, **Mozambique** launched forest sector reform resulting in a two-year moratorium on issuing new forest concessions and simple licenses, a thorough assessment of all forest concessions and simple licenses, a ban on the exploitation of the highly endangered tree species pau ferro (*Swartzia madagascarensis*), and a suspension of log exports.
- In **Nepal**, the new Constitution (2015) ensures the equitable sharing of benefits accrued from the conservation and management of forests, plant resources, and biodiversity. The new Forest Policy of 2015 broadens the scope of the community-based forest management system and includes provisions for the payment for environment services, and recognizes the need to involve the private sector in forestry.
- In **Vietnam**, six provincial REDD action plans were developed in the North Central Coast and approved by the respective provincial People's Committees.

Reporting on selected outcomes

Design of national REDD+ strategies, monitoring systems and ER Programs addresses indicators for enhancement of livelihoods of local communities and for biodiversity conservation


- **Cameroon** finalized and validated its national REDD+ strategy. To allow for monitoring of biodiversity-related indicators under REDD+, biological integrity assessments are currently underway in more than 250 permanent plots identified as part of the forest inventory.



Reporting on selected outcomes [2]

Examples of utilization of/or reference to FCPF knowledge products:

- The **Guide to the FCPF Readiness Assessment Framework** remains the most utilized knowledge product to inform countries at different stages of readiness preparation.
- In FY16:
 - 11 countries applied the **readiness assessment** framework to prepare their MTR
 - 2 countries used it for multi-stakeholder self-assessments for R-
Package preparation.
 - Indonesia, Lao PDR, Madagascar, and Vietnam, among others used the “**REDD+ decision support tool**” to developing reference levels
 - Vietnam applied the “**REDD+ cost elements assessment tool**” for its draft ER program.



Reporting on selected output indicators

Outputs for the Readiness Fund:

Item	M&E Target	In FY 16 (prior to FY16)	Q1 FY17	To FY16 + Q1 FY17
R-PPs	30+ R-PPs by 2015	0 (45)		45
Mid-term progress reports	20+ MTR by 2015, 25+ by 2018	6 (8)	3 (Cambodia, Madagascar, Nicaragua)	17
Supplemental Grant for additional \$5 million	No target	4 (2)	0	6
R-Packages	2 by 2014, 8 by 2015, 20+ by 2018	2 (1)	5 (Chile, Ghana, Nepal, RoC, Vietnam)	8

Reporting on selected output indicators

Readiness Grants	M& E target	In FY16 (prior to FY16)	Q1 FY17	Cumulative to FY16 + Q1 FY17
Grant agreements	30+ signed grant agreements by 2015	4 (35)	0	39

Countries expecting grants to be signed by mid 2017

Argentina

Belize

CAR



Reporting on selected output indicators

Outputs on the Carbon Fund to date:

- In FY16, eight additional ER-PINs have been selected and to date, 19 ER-PINs selected into CF pipeline:
 - **Cameroon, Cote d'Ivoire, Dominican Republic, Fiji, Lao PDR, Madagascar, Mozambique, and Nicaragua**
- In FY16, the first two ER-PDs provisionally selected into CF portfolio (pending WB due diligence process):
 - **Costa Rica, Democratic Republic of Congo**



Reporting on selected output indicators

Private sector engagement:

- In FY16, private sector engagement broadened and is increasingly focusing not only on consumer goods supply chains but also small producers, operating at local or national scales.
- Some examples:
 - Agreement with Mondelēz International to support improved cocoa farming in **Côte d'Ivoire** as part of the Mondelēz' Cocoa Life initiative; two-year action plan agreed upon;
 - In **Chile**, the government is actively identifying public-private partnership opportunities for sustainable silvopastoral management models that provide an alternative to cattle ranching.



Reporting on selected output indicators

Private sector engagement:

- In **El Salvador**, government working with sugarcane producers to reduce deforestation impact; 7,000 producers formed an association, developed best practices.
- In **Indonesia**, the government engaging the private sector in the licensing and concession management process for mining and estate crops.
- In **Nepal**, national forest policy from 2015 aims to involve the private sector in forest conservation and management, as well as product diversification, value addition, and commercialization of forest products, thereby creating opportunities for employment and income generation.

Reporting on selected output indicators

Examples of in-country IP and CSO participation [indicator 3.1.a]

- **Mexico** pursued a highly inclusive, participatory, and culturally-adapted approach to developing its national REDD+ strategy (ENAREDD+); virtual consultations via online survey, 461 national workshops and forums; information disseminated through NGOs, information packages, and REDD+ courses.



Reporting on selected output indicators

Examples of gender mainstreaming in REDD+:

- Gender Task Force was integrated into the **Cameroon's** National REDD+ and Climate Change Civil Society Platform in 2015, to coordinate, support, and accompany gender-enhancing REDD+ actions.
- In **Vietnam**, a gender analysis was conducted as part of the Strategic Environmental and Social Assessment process, with a focus on the proposed emission reductions program area.
- In 2015 **Ghana's**, REDD+ Gender Roadmap advanced to a Gender Action Plan and the establishment of a gender sub-working group under the national REDD+ working group hosted in the Forestry Commission.
- **Uganda** developed Gender Action Plan in 2015. Funding for implementation of actions identified in the plan has been factored into additional FCPF readiness funding that was allocated following Uganda's midterm progress report.

Reporting on selected output indicators

Examples IP and CSO representation in institutional arrangements [indicator 3.1.c]

- **IP and CSO representation in institutional REDD+ arrangements:** Cameroon, Chile, Colombia, Costa Rica, the Democratic Republic of Congo, El Salvador, Fiji, Guatemala, Guyana, Honduras, Indonesia, Kenya, Mexico, Nepal, Nicaragua, Panama, Peru, the Republic of Congo, Thailand, Uganda, Vanuatu, and Vietnam. In Bhutan, Côte d'Ivoire, Ethiopia, Ghana, Liberia, Madagascar, Mozambique, Nigeria, Togo, and Uruguay.
- Example: In **Colombia**, the National REDD+ Roundtable (Mesa REDD+) is comprised of seven groups of stakeholders that are considered the most relevant for the national readiness process.

A woman with a colorful, patterned headscarf stands in a lush green cornfield. She is wearing a dark green, ribbed top with a light-colored collar. The corn plants are tall and vibrant green, with some tassels visible. The background is slightly blurred, showing more of the field and a clear sky.

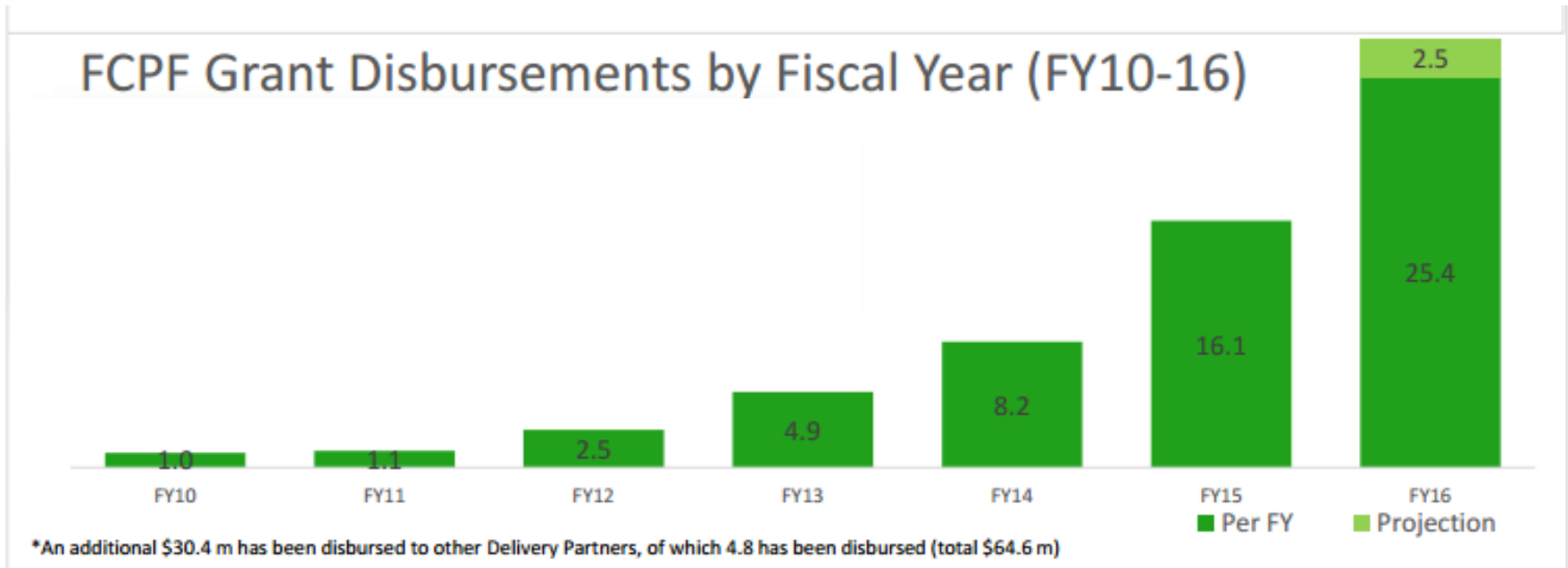
Disbursements

Commitments and Disbursements

Commitments and disbursements	Total	WB (all 36 other countries +11 add'l funding grants)	UNDP (Cambodia, Honduras, Panama, Paraguay, PNG, and Suriname)	IDB (Guatemala, Guyana, Peru)
Grant Allocations by the PC	\$234.8 m	\$200.6	\$22.8 m	\$11.4 m
Change since PC21	\$5 m	\$5 m		
Commitments as per signed legal agreements	\$178.6 m	\$148.2 m	\$19 m	\$11.4 m
Change since PC21	\$8.8 m	\$8.8 m		
Disbursements	\$67.7 m	\$59.8 m	\$5.5 m	\$2.4 m
Change since PC21	\$10.9 m	\$7.8 m	\$2.0 m*	\$1.1 m*

*disbursements for UNDP and IDB include disbursement prior to PC20/Nov 2015; reporting is semiannual

Disbursements of Readiness Grants



Total Grant Disbursements to date are **\$60 million*** (*World Bank only)

FY16 Grant Disbursements surpass FY15 by \$11.8 million.

A lush, dense tropical forest with a variety of green trees and foliage. In the background, a range of blue mountains is visible under a clear sky. The text "Portfolio Review" is overlaid in the center of the image.

Portfolio Review

Portfolio Review

Are we on track? Where are bottlenecks?

- Keeping in mind that the **term of the Readiness Fund is 2020**, the FMT is undertaking a more in-depth **portfolio review** to identify where progress is stalling.
- The objective is to **proactively identify bottlenecks** that specific countries are facing and **identify action on how to address them.**

Portfolio Review

Readiness Pipeline:

Grant	Number of countries	Compared to FY15	Lag time
Lag from PC allocation to approval by Delivery Partner > 3 months			
\$3.8m readiness grant	2 (Kenya, Paraguay (out of 45))	3	1-6+ years
\$5m additional grant	3 (Chile, Mexico, Nepal) (out of 14)	6	10 - 26 months
Lag from approval by Delivery Partner to grant signing/effectiveness > 3 months			
\$3.8m readiness grant	2 (Argentina, Belize) (out of 41)	2	7 - 16 months
\$5m additional grant	0 (out of 6)	1	

Portfolio Review

Readiness Portfolio:

Grant	Number of countries	Compared to FY15	Indicator
High undisbursed balance near end of grant (<6 months from closing date)			
\$3.8m readiness grant	3 (El Salvador, Lao PDR, Mexico (out of 39))	3	40-67% undisbursed balance 6 month or less from closing date
Stale Mid-term Reports (> 6 months lag from due date as per legal agreement)			
\$3.8m readiness grant	2 (El Salvador, Guyana (out of 39))	2	12+ months overdue

Portfolio Review

Disbursements:

Grant	Number of countries	FY15	Indicator
No disbursements since grant signature (with grant effective >6 months)			
\$3.8m readiness grant	1 (Guyana) (out of 39)	2	
High undisbursed balance (less than 50% disbursed after 2 years)			
\$3.8m readiness grant	1 (El Salvador) (out of 39)	5	19% disbursement at 33 months of grant implementation

A photograph of three men walking on a gravel path in a rural, lush green setting. The man in the foreground is carrying a large bundle of bamboo poles on his shoulder. The man in the middle is also carrying a bundle of bamboo poles. The man in the background is carrying a bundle of bamboo poles. The path is wet and has puddles. There are trees and a stream in the background.

IP/CSO Capacity Building Program

Capacity Building Program for Forest-Dependent Peoples and Southern CSOs

To recap, the CBP is being implemented in two phases:

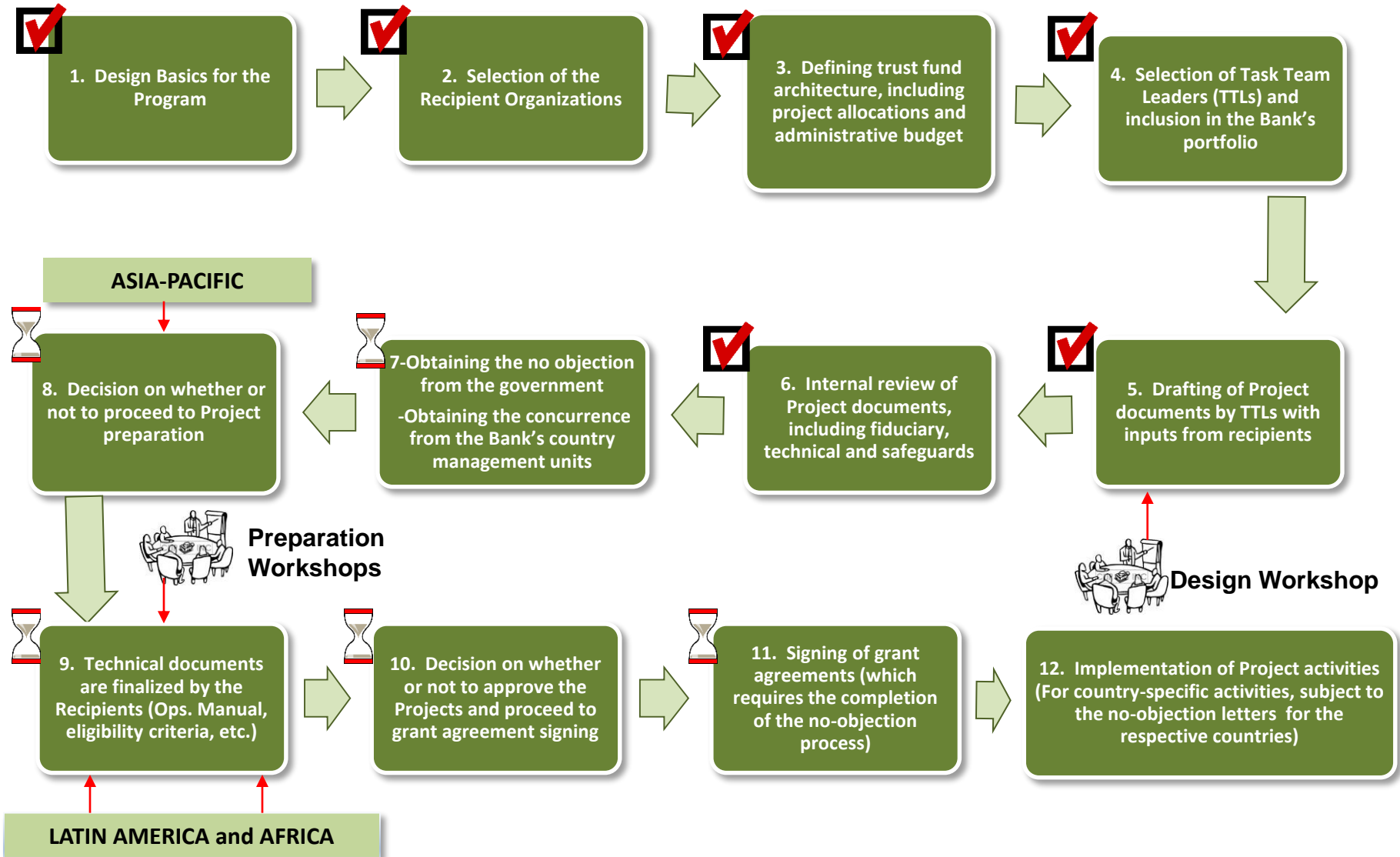
- **Phase 1**

- Under this phase, indigenous peoples' and civil society organizations were selected and contracted as consultants to carry out specific capacity building activities in line with the overall objectives of the CBP
- This phase wrapped up in April 2016

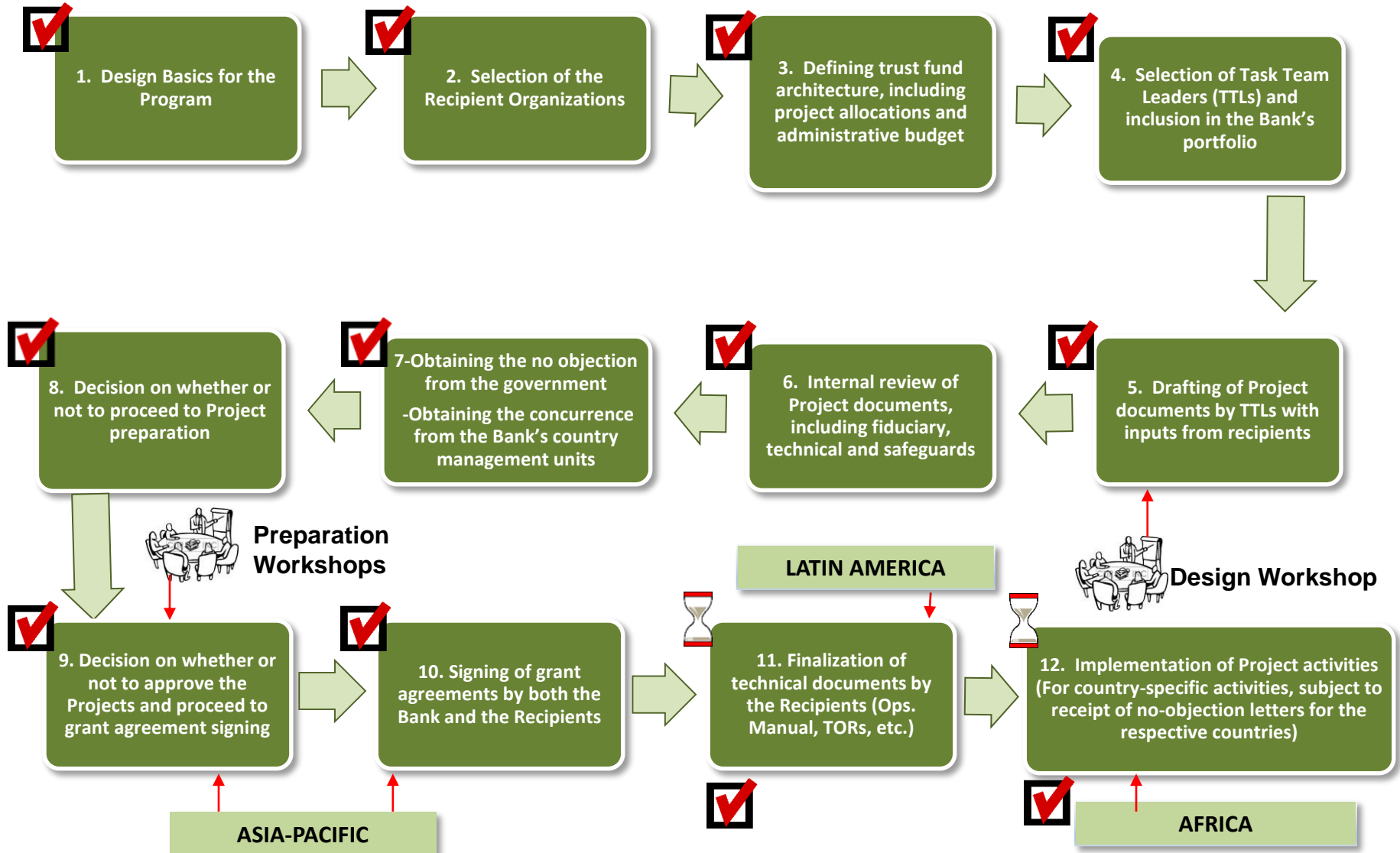
- **Phase 2**

- Under this phase, new activities under the Program are being implemented according to the World Bank's Small Recipient-Executed Grants Funding Guidelines
- Despite initial delays, we achieved a breakthrough in Phase 2 implementation in FY16 (details on next slides)
- This phase involves a total of U\$3,047,394 in funding, not including operating costs

CBP Phase 2: Overview of Progress in Nov. 2015



CBP Phase 2: Overview of Current Progress



CBP Phase 2: Overview of Current Progress (II)

- Accomplishments as of PA8

- Projects approved and under implementation

- Four of the six Projects not only won approval from the World Bank; their grants were also signed by both the Bank and the Recipient Organizations
- The two projects for the Africa region are under implementation, whereas the Projects for the Latin America & Caribbean region are about to go into implementation
- High point of the year: A symbolic grant signing ceremony for the Project for IPs in Africa, held in the margins of UNPFII #15 in New York City in May 2016

- Concept Reviews completed

- The last pending authorization to proceed with Project preparation was provided in Aug. 2016, for the CSOs/LCs Project in the Asia-Pacific region

- Country-based no-objection process

- Pending no-objections needed at this stage from governments in the Asia-Pacific region were addressed and resolved

- Work with recipient organizations

- All 4 regional preparation workshops have been held; the most recent one, for the CSOs/LCs Project in the Asia-Pacific region, took place in Nepal in late May 2016
- Assessment of the capacity of recipient organizations to implement Project activities and manage grant funds has been completed for 5 of the 6 Projects

CBP Grant Signing May 2016



Pan-African CBP Progress

- A first inception workshop in Africa for Forest-dependent Indigenous Peoples & Civil Society was held in the margins of the PC meeting in Accra.
- Several REDD+ Countries joined the workshop which was attended by 50 IPs and CSOs representatives from about 17 FCPF countries in Africa.
- Lessons learnt from Phase I were shared, gender inclusion and other important topics were discussed.
- An independent Technical Advisory Committee (TAC) selected projects from 11 countries to be supported by the Capacity Building Program.



Sharing Knowledge & Raising Visibility

South-South Learning on REDD+ Training and Tools

Forest monitoring regional training and capacity building workshop series

- Lima, Peru, July 4-7, 2016
- Bangkok, Thailand, April 18-22, 2016

Regional MRV experts were trained on:

- [REDD+ Decision Support Toolbox](#)
- [GOFC-GOLD Training Modules](#)
- [REDD+ Cost Assessment Tool](#)



Regional workshop on jurisdictional integrated landscape programs:

- Maputo, Mozambique, July 20-22, 2015

South-South Learning on REDD+ Training and Tools

- **A high-level delegation of Ethiopian government officials relevant to REDD+ visited Seoul, Republic of Korea from March 1–16, 2016, to learn from Korea's experience in:**
 - implementing national-scale forest restoration
 - conservation initiatives, and
 - sustainably managing and protecting forests.

- **Sessions from joint FCPF & UN-REDD Knowledge Day (November 8, 2015) available online**
 - Eight sessions on diverse topics

Session 7: Social Inclusion and REDD+



Coordination with PROFOR to provide knowledge resources for REDD+ Countries

As we expand FCPF-PROFOR coordination, the objective is to:

- **Support countries in the application of existing tools** that are relevant for REDD+ readiness and/or ER Program preparation (i.e., Forest Governance Tool, Options Assessment Framework).
- **Join forces on strategic knowledge products** in the following priority areas:
 - Gender inclusion
 - Forest governance
 - Economic case for forests
 - Finance
 - Non-carbon benefits



Feature stories and blogs

Continuous stream of features and blogs to keep forest and REDD+ highly visible in WBG online and social media feeds:

- November 25, 2015: “Thinking big: The importance of landscape-scale climate action plans ahead of Paris”
- December 4, 2015: “Showcasing the link between forests and climate change: three examples of REDD+ in Africa”
- December 11, 2015: “On the Ground in Paris”
- December 18, 2015: “Outcomes from COP21: Forests as a Key Climate and Development Solution”
- January 14, 2016: “An Integrated Approach to Managing and Restoring Landscapes”
- March 18, 2016: “Why Forests are Key to Climate, Water, Health, and Livelihoods”
- April 25, 2016: “Who are the barefoot solar sisters...and how can they help forest communities?”
- June 22, 2016: "Taking Climate Action from Paris to the Rainforests”



COP21 • CMP11
PARIS 2015
UN CLIMATE CHANGE CONFERENCE

Why Forests are Key to Climate, Water, Health, and Livelihoods
March 18, 2016

This page in: English | Español | Français | Hindi | Português

Twitter | Facebook | LinkedIn




Photo: © Arne Hoel/World Bank

STORY HIGHLIGHTS

- March 21, the International Day of Forests, is an opportunity to highlight the central role forests play in ecology and climate change – and the significant

RELATED

- WORLD BANK: Website: Forest Carbon Partnership Facility
- Website: BioCarbon Fund Initiative for Sustainable Forest Landscapes
- Website: Program on Forests (PROFOR)
- Infographic: Forests slow climate change and increase resilience
- Infographic: Forests provide vital resources to billions of people
- Infographic: Forests create jobs
- Project: Climate Forested Landscape Program
- Press Release: Supporting Sustainable Forest Management in Senegal
- Feature Story: Supporting Malawi's Vital Forests

EXTERNAL

 World Bank Climate @WBG_Climate - 7h
Who are the barefoot #solar sisters and how can they help #forest communities? Find out: wrl.d.bg/4n4URD



Get the word out on REDD+

Innovative, culturally-adapted communication activities carried out also by countries:

In Ethiopia:

- Two **radio talk shows** transmitted in five local languages: Amharic, Oromifa, Tigrigna, Afar, and Somali); SMS text messages to about 12 million mobile phone clients;
- Print and logo media: REDD+ brochures in Amharic, Afan Oromo, and English; booklets; notebooks; pens; REDD+ logo stickers; new year postcards; wall calendars; T-shirts; caps; and key holders distributed at national- and local-level REDD+ awareness events.

In Ghana:

- Organization of a **REDD+ roadshow in 2014 in four administrative regions** of Ghana to educate local communities on the impacts of climate change and the role of REDD+ in mitigating climate change.
- Launch of the “REDD Eye” Campaign in November 2015 (a program to **enhance awareness among the youth** of Ghana on the need to address deforestation and forest degradation).

Digital and social media reach

- **FCPF Website:** 23% increase in visits since PC20
- **Video about one of Mexico's REDD+ program target areas:** impact of sustainable forest management for jobs, environment, and climate (more than 73,000 views)



- **Facebook** news pushed out to more than 1,000 followers
- 2x increase in 'Likes' since PC20



- [@WBG_climate](#) 63.6K followers
- [@WBG_environment](#) 12.3K followers

FCPF Quarterly Newsletter

Read up on the latest from the Forest Carbon Partnership Facility



Greetings!

Thank you for reading updates from the [Forest Carbon Partnership Facility](#) (FCPF). This issue highlights the latest news, publications and events from March through June 2016. Please enjoy and [contact us](#) with any questions or feedback.

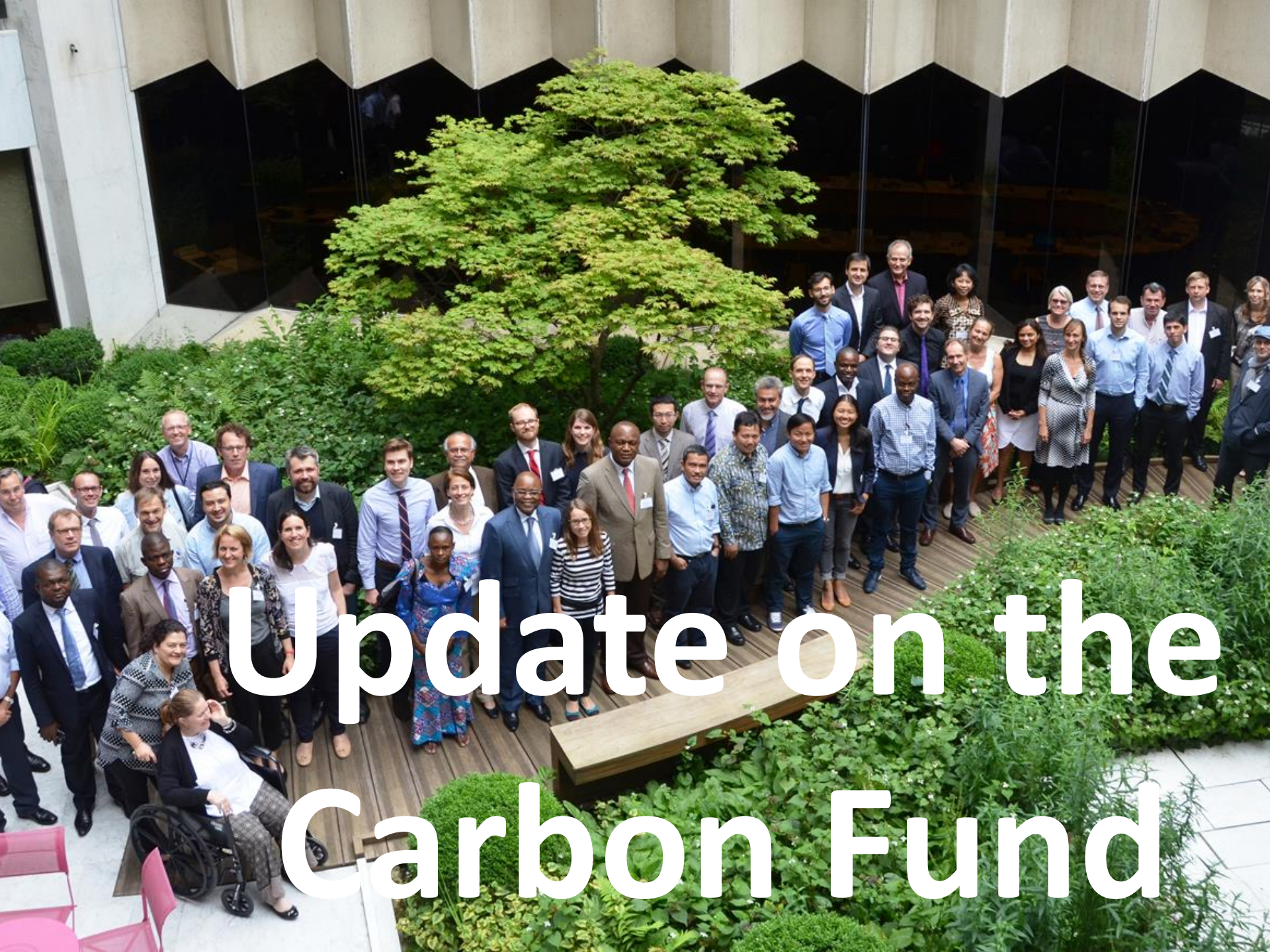
World Bank Group launches action plans on climate change and sustainable forests

On April 7, the World Bank Group released a new [Climate Change Action Plan](#) which sets out a 5-year road map to help countries deliver on their national climate plans. Sustainable land use and forests are an integral part of reaching these climate change targets. The related World Bank Group [Forest Action Plan](#), launched on April 6, focuses on two priority areas: investments in sustainable forest management; and "forest-smart" interventions in which the World Bank Group will take a holistic look at forest landscapes.



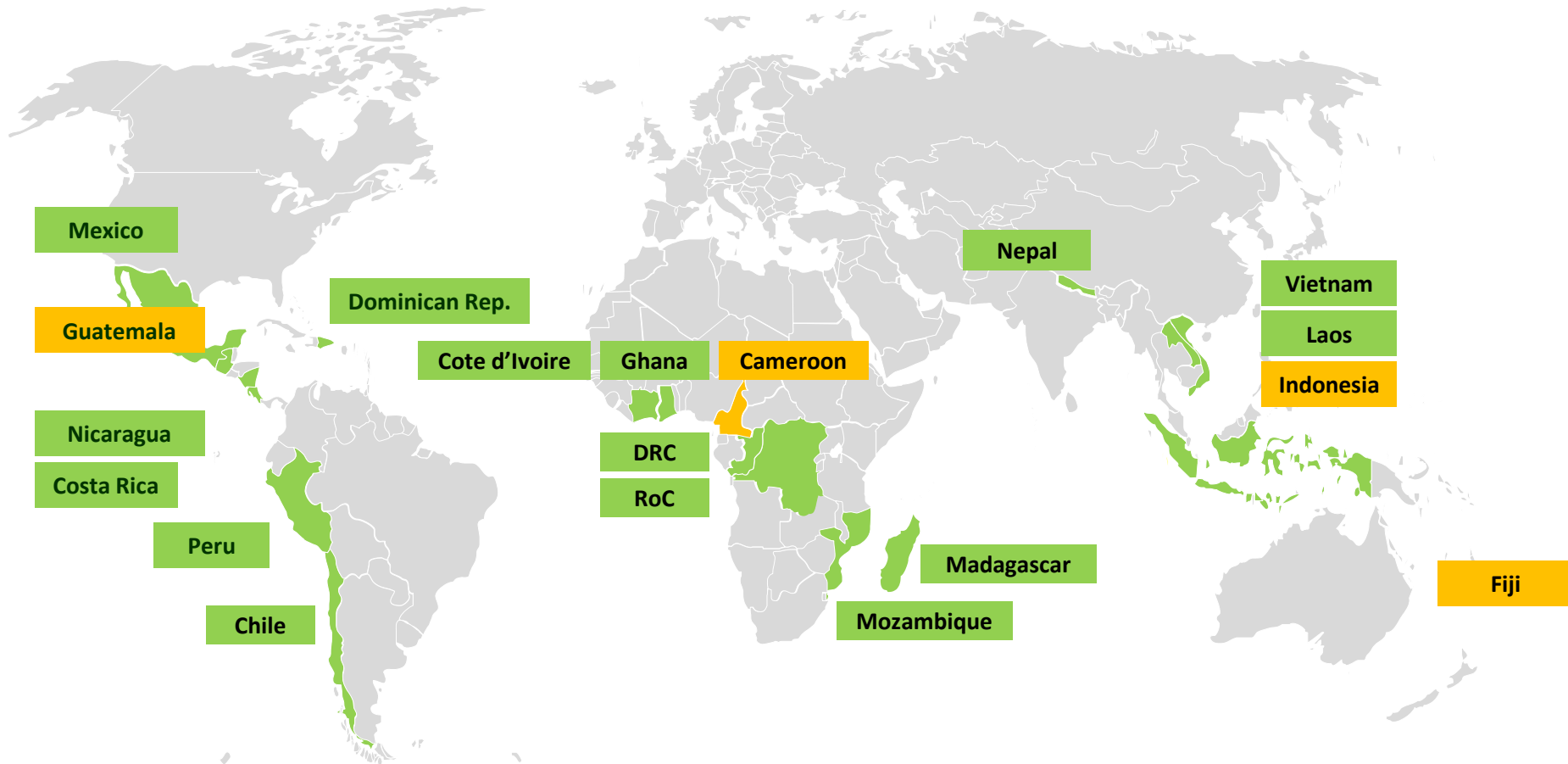
Share with us your stories and updates for the Quarterly FCPF newsletter.

- 600+ subscribers;
25% open rate



Update on the Carbon Fund

Carbon Fund Pipeline



Selected into CF pipeline, LOI signed

Selected into CF pipeline, LOI not yet signed

19 countries in the Carbon Fund pipeline; 15 LOIs signed

Updates from the Carbon Fund

Progress since PC20 in November 2015:

Revised ER-PINs for conditionally selected countries (Fiji, Lao PDR, Mozambique, Indonesia):

- **Fiji, Lao PDR, Indonesia, and Mozambique submitted revised ER-PINs** that addressed conditions as identified in the respective resolutions.

Signature of LOIs:

- **7 additional LOIs were signed** (Cote d'Ivoire, Dominican Republic, Lao PDR, Madagascar, Mozambique, Nicaragua, and Peru); total of 15 signed LOIs.

Updates from the Carbon Fund

Progress since PC20 in November 2015 - continued:

First ER Program Documents provisionally selected into the CF portfolio:

- **Costa Rica and DRC** were the **first countries to present ER-PDs. Both were provisionally selected into the CF portfolio** (pending completion of due diligence).
- **Chile, Ghana, Mexico, and Vietnam** submitted **draft ER-Program Documents**. The Technical Advisory Panel is currently reviewing the final ER-PDs, which will be presented at CF15 in December 2016.
- **Additional 2 countries** are expected to **present ER-PDs at CF16** in April 2017.

Carbon Fund Business Process Guidance:

- Guidelines for the Carbon Fund Business Process were updated to reflect lesson from Costa Rica and DRC.

Updates from the Carbon Fund

Progress since PC20 in November 2015:

Buffer Guidelines:

- In January 2016, the **Buffer Guidelines were approved virtually**. (The latest draft was presented at the 13th Carbon Fund Meeting in Brussels in October 2015.)
- The guidelines establish rules for how to apply ER buffer reserves which are intended to manage the risk of uncertainty and reversal of ERs generated by ER Programs.

Guidance on Registries:

- **Guidance on REDD+ Transaction Registries Development and Management** is in final drafting stage. The final report/guidance document will be presented in at CF15 in December, or virtually.

Priorities for the Carbon Fund for 2017

- Support countries in **ER Program development**
- Complete **due diligence** and technical reviews of emerging ERPDs
- Build **country capacity for ERPA negotiations** (e.g., understanding of commercial terms, contract ERs vs option ERs, etc.)
- Put in place some of the remaining building blocks for **ERPA negotiations**

Second Independent Evaluation of the FCPF

- **Key highlights:**
- FCPF has initiated and established the framework for REDD+ implementation, at a time when there was no guidance for countries;
- FCPF has effectively responded to country strategic priorities for REDD+ implementation;
- FCPF engagement has helped REDD Countries elevate the importance of forestry sector in REDD+ countries;

Second Independent Evaluation of the FCPF

- **Key highlights (2):**
- Countries have higher expectations from FCPF in the future including for performance based payments and support for meeting commitments from INDCs;
- Need to strengthen alignment of Delivery Partner country engagement strategies and countries' REDD+ agendas;
- Recommendation to align FCPF Methodological Framework for results based payments with UNFCCC methods/systems to reduce burden on country reporting;
- Assist REDD+ countries' efforts to harmonize the safeguards reporting to UNFCCC, and the WB safeguards policies.



Concluding Messages

Concluding Messages

- FCPF FMT places emphasis on providing **bespoke tools and knowledge for country programs** building on REDD+ readiness foundation and those implementing ER programs alike.
- For the Readiness Fund, we need to consider our steps forward as we approach the **closing phase, to 2020**.
- FCPF Evaluation identifies **strengths across the facility** and areas of improvement for prioritization and attention – opportunity to adapt to new phase.
- Looking ahead even **more REDD+ Country progress** demonstrated in more MTRs, R-Packages, and ER-PDs to be submitted.

An aerial photograph of a vast, dense forest. The trees are mostly green, with some brownish patches indicating dead or dormant trees. In the upper right corner, a small body of water is visible. The overall scene is a lush, green landscape.

Thank You!

www.forestcarbonpartnership.org